












Type	Size	← SOFT HARDNESS HARD →	
E	50x1030		
U	50x1030		
Q	50x1030		
N	50x1030		
H	50x1030		
HD	50x1030		
HH	50x1030		

AXLES Ø 30x5			
Type	Size	SOFT	HARD
		U	N O H A
U	30x5		
N	30x5		
O	30x5		
H	30x5		
A	30x5	